



Paying for a Course

App-Garden Virtual Training course(s) may be purchased. Please carefully review the following information about the district's requirements and course(s). Find the catalog link to purchase a course in the table below. Read and follow the instructions given in the table.

Disclaimer: This application works best in Chrome or Firefox! Any other web browser will not guarantee consistent results. The preferred device to use is laptop or desktop computer. You may experience issues on a mobile device.

Cumberland County Schools NC COVID 19, NC Effective Training for Substitutes and Residency Teachers and Orientation v.22

\$49.00

Cumberland County Schools NC COVID 19, NC Effective Training for Substitutes and Residency Teachers and Orientation v.22 is for substitutes new or first time applying to Cumberland County Schools who do not have a North Carolina teaching license.

Cumberland County Schools COVID 19 Training and Substitute Orientation v.22

\$39.00

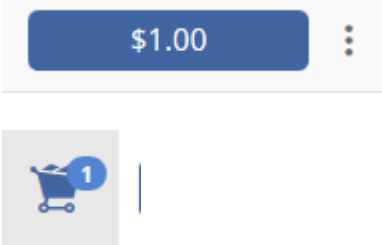
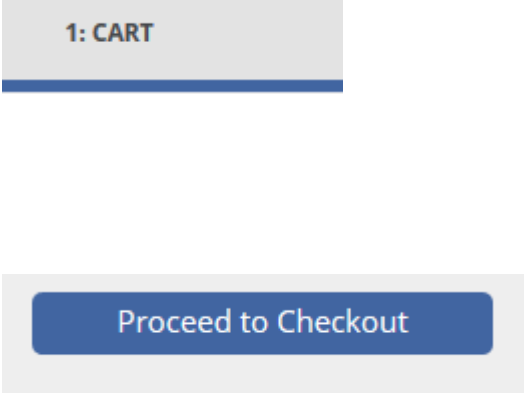
Cumberland County Schools NC COVID 19 and Substitute Orientation v.22 is for substitutes new or first time applying to Cumberland County Schools who hold a North Carolina teaching license or who have previously taken an approved Effective Teacher Training Course.

Please note the following important details:

- Each course contains quizzes, and you will have three opportunities to pass each quiz.
- For support/help using the App-Garden online course you may scroll to the bottom and click on "Need Help." A representative will contact you during normal business hours Monday-Friday 8am-5pm. If you need support on weekends or holidays, you will be contacted when normal business hours resume.

Disclaimer: No refund will be issued after you purchase the course.

User Access to Pay for an App-Garden Course

| | |
|---|---|
| <p>Please click on the catalog title to the right to access and purchase one of the courses provided by Cumberland County Schools.</p> | <p>Cumberland County Catalog Courses Link</p> <p>Please be sure to read the course description prior to your purchase. **No refund will be issued after you have purchased the course.**</p> |
| <p>Step 1-Catalog</p> <p>Add course to cart by clicking on the blue price button next to the course you would like to purchase.</p> <p>Confirm that you have added the course you wish to purchase.</p> <p>To proceed to checkout, click on the shopping cart in the top right and Click Checkout.</p> | <p>This is a <u>sample</u> of an order. Courses and Costs vary!</p>  <p>Checkout</p> |
| <p>Step 2-Review Cart</p> <p>Confirm that you have selected the course you wish to purchase.</p> <p>Click Proceed to Checkout.</p> |  <p>1: CART</p> <p>Proceed to Checkout</p> |

Step 3-Account Information

Choose to create a new account to continue your purchase if you are new to the App-Garden Virtual Training.

Provide your first and last name, phone number including area code, and enter your email address as your username.

Enter your email address (the email you used as your username) and create a password to use to gain access to your training site.

Click Proceed.

2: ACCOUNT INFORMATION

Don't have an account?

Sign Up

Account Information

First Name *

Last Name *

Username *

Must contain 1 or more characters

Email *

Password *

Must contain 1 or more characters

Re-enter Password *

Phone Number *

Proceed to Checkout

Enter your billing/shipping address.

Address

Address *

Address 2

Country *

State/Province *

City *

Postal/Zip Code *

Billing address is the same as shipping

Proceed to Checkout

Click Proceed.

Step 4- Payment

Payment method is Credit Card.

Check the box to indicate your understanding acceptance of statement.

After reading the Terms & Conditions select whether you “agree” or “disagree” to continue.

Click Proceed.

3: PAYMENT

Payment Method

 Credit Card

[I agree to the terms and conditions](#)

Terms & Conditions

Once a user has started a course and has access to the course materials, a refund will not be granted. If there is a technical problem with accessing the course, please use the link at the bottom of the course screen to contact the App-Garden University technical support team for resolution.

The App-Garden University is not responsible for any errors or omissions, or for the results obtained by use of the items sold and/or licensed through the App-Garden University. The App-Garden University is not responsible for any loss or damage caused by the information and ideas contained, suggested or referenced in any of the App-Garden University. Registered User agrees that the limitations on the App-Garden University's responsibility contained in this paragraph are reasonable and part of the consideration for the purchase and/or licensing of items through the App-Garden University.

I Agree

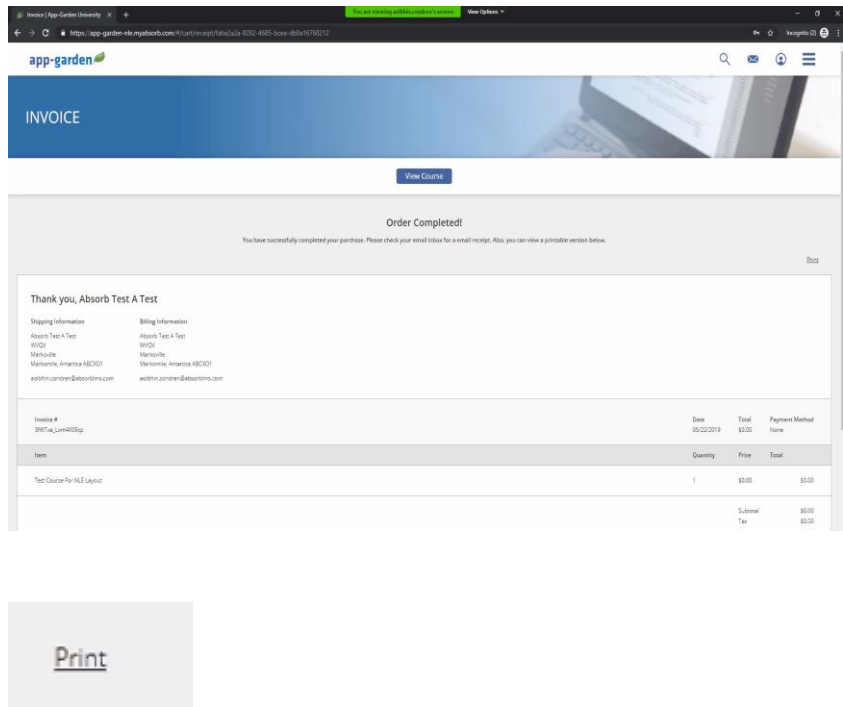
Disagree

Proceed to Checkout

| | | | | | |
|---|---|--|----------------|--|--------|
| <p>Review the order information.</p> | <p>This is a <u>sample</u> of an order. Courses and Costs vary!</p> <div data-bbox="639 298 1073 745"> <p>Your Cart 1 item in your order</p> <p>« Cancel and Continue Shopping</p> <table border="0"> <tr> <td>Clinton City NC Substitute Teacher Orientation with Effective Substitute Training v. 18</td> <td style="text-align: right;">\$49.00</td> </tr> <tr> <td></td> <td style="text-align: right;">Qty: 1</td> </tr> </table> <p>Order Summary</p> <p>Order Total: \$49.00</p> </div> | Clinton City NC Substitute Teacher Orientation with Effective Substitute Training v. 18 | \$49.00 | | Qty: 1 |
| Clinton City NC Substitute Teacher Orientation with Effective Substitute Training v. 18 | \$49.00 | | | | |
| | Qty: 1 | | | | |
| <p>Enter your Email address.</p> | <div data-bbox="639 877 1170 978"> <p>1 Your Email</p> <p>Email <input type="text"/></p> </div> | | | | |
| <p>Enter your Billing Address.</p> | <div data-bbox="639 1054 1263 1371"> <p>2 Your Billing Address</p> <p>Name <input type="text"/> First Name <input type="text"/> Last Name <input type="text"/></p> <p><input type="text"/> Company (optional) <input type="text"/> Phone (optional)</p> <p>Address <input type="text"/> Address 1 <input type="text"/> Address 2 (optional)</p> <p><input type="text"/> ZIP code <input type="button" value="Go!"/></p> <p> United States</p> </div> | | | | |
| <p>Enter your credit card information. (You must use a bank issued card to purchase the course. No gift cards or pre-paid cards will be accepted.)</p> | <div data-bbox="639 1451 1263 1692"> <p>3 Payment Method</p> <div style="border: 1px solid #ccc; padding: 10px;"> <p></p> <p>VISA MASTERCARD DISCOVER AMERICAN EXPRESS</p> <p>Card # <input type="text"/></p> <p>Expiration <input type="text"/> Month <input type="text"/> Year <input type="text"/> CSC <input type="text"/></p> </div> </div> | | | | |
| <p>Click Submit Your Order.</p> | <div data-bbox="639 1772 992 1864"> <p><input type="button" value="Submit Your Order"/></p> </div> | | | | |

Step 5-Review

You may print your receipt if you choose. A receipt will be emailed to you.



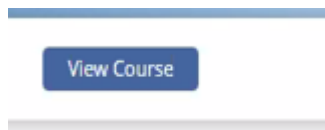
The screenshot shows a web browser displaying the 'app-garden' website. The page title is 'INVOICE'. Below the header, there is a 'View Course' button. The main content area displays 'Order Completed!' with a message: 'You have successfully completed your purchase. Please check your email inbox for a email receipt. Also you can view a printable version below.' Below this, there is a 'Thank you, Absorb Test A Test' section with shipping and billing information. A table shows the order details:

| Invoice # | Date | Total | Payment Method |
|----------------------|------------|--------|----------------|
| 20191214100000000000 | 05/22/2019 | \$5.00 | None |

| Item | Quantity | Price | Total |
|----------------------------|----------|----------|--------|
| Test Course For NLE Layout | 1 | \$5.00 | \$5.00 |
| | | Subtotal | \$5.00 |
| | | Tax | \$5.00 |

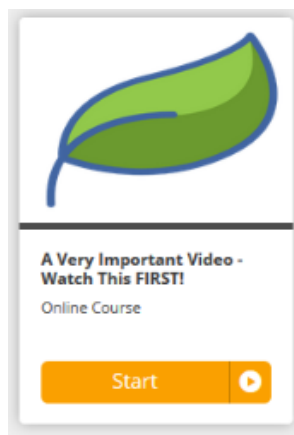
Below the table, there is a 'Print' button.

Click on View Course to start the online training.



A blue button with the text 'View Course' in white, centered between two horizontal lines.

Click on Launch to view an introductory video that will provide explanation and instructions for navigating through the lessons of your course.



The video player interface features a green leaf icon. Below the icon, the text reads: 'A Very Important Video - Watch This FIRST!' followed by 'Online Course'. At the bottom, there is an orange 'Start' button with a play icon.

Click Launch to start the lessons of your district's substitute training course.



Use this link to return to the learning site.

Login with your email address and password.

<https://app-garden.myabsorb.com/#/login>

